

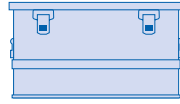

**ALUTEC**  
M Ü N C H E N

# Die Boxenmacher




MADE IN EUROPE

## BASIC

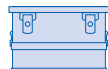




40 L

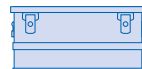


80 L


## CLASSIC



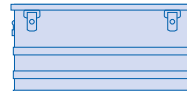
30 L



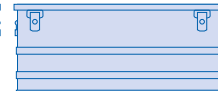
48 L




68 L



93 L






142 L



186 L

## COMFORT



6 L




27 L



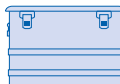
30 L



48 L




60 L



73 L




92 L



140 L



153 L





157 L






## TRAILER





30 L



51 L




## TRUCK



23 L



35 L



46 L

## Riffelblechboxen nach Maß

Wir bauen Ihre maßgeschneiderte Riffelblechbox nach Ihren Wünschen ab einer Losgröße von 1 Stück.

## Individual aluminium box with pattern

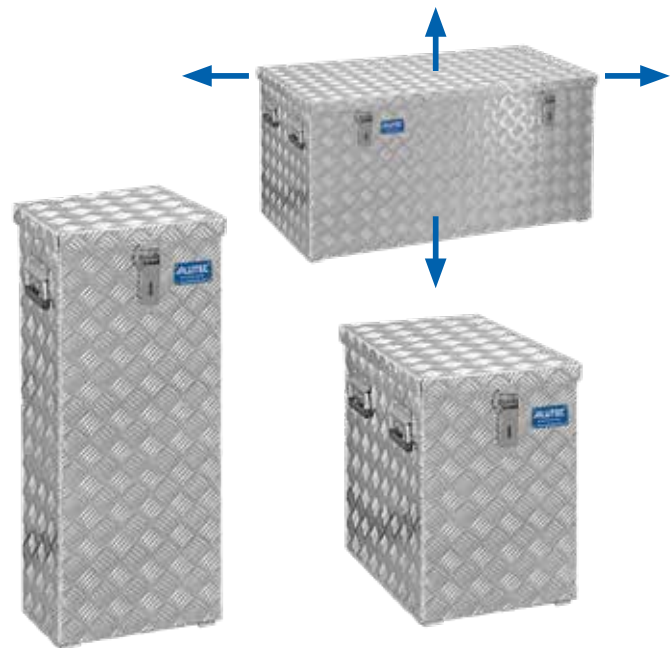
We build your customized aluminium box with pattern with your individual dimensions from a quantity of 1 piece.

## Boîte de aluminium larmée

Nous construisons votre sur mesure boîte de aluminium larmée aux dimensions souhaitées à partir d'une quantité de 1 pièce.

## Individuale scatola in alluminio ad effetto lamiera striata

costruiamo la tua fatto su misura scatola in alluminio ad effetto lamiera striata in base alle dimensioni desiderate da una quantità di 1 pezzo.

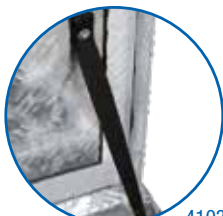


Hier können Sie Ihre Riffelblech-Boxen online anfragen:  
Here you can request your checker plate boxes online:  
Ici, vous pouvez demander en ligne vos boîtes en tôle striée :  
Qui puoi richiedere online le tue scatole in lamiera striata:



[www.alutec.net/produkte/sonderausfuehrungen-aus-riffelblech/](http://www.alutec.net/produkte/sonderausfuehrungen-aus-riffelblech/)


# EXTREME



41037-41234



41250-41883



3,0 mm



37 L



46 L



70 L



120 L



234 L



250 L




312 L



375 L



470 L



883 L



# INDIVIDUAL



**Riffelblechboxen für Pritschenfahrzeuge, individuell konfigurierbar /**  
**Checker plate boxes for platform vehicles, individually configurable /**  
**Boîtes en tôle striée pour véhicules à plate-forme, configurables individuellement /**  
**Scatole in lamiera striata per veicoli con pianale, configurabili individualmente**

**INDIVIDUAL 1028 45001**  
**1700x800x850/800 mm**

**INDIVIDUAL 1152 45002**  
**1900x800x850/800 mm**

## Unterbau/ Substructure/ Structure/ Sottostruttura

Unterbaumodul Stauraum offen/  
Base module storage space  
open/Espace de stockage du  
module de base ouvert/Vano  
contenitore modulo base aperto



45021/45022

UnterbaufüÙe /  
Base feet/  
Pieds de base/  
Piedi di base



45031/45032

Standard-FüÙe /  
Standard feet/  
Pieds standards/  
Piedi standard



45010

## Innenaus- stattung / Interior/ Intérieur/ Interior

Auszugslade/Drawer/Tiroir/  
Cassetto



45050

Einhängewanne/Hanging tub/  
Baignoire suspendue/Vasca sos-  
pesa



45041/  
45042

Einhängekorb/Hanging basket/  
Panier suspendu/Cesto sospeso



45060

Werkzeugfach/Tool compartment/  
Compartment à outils/Scparto  
per attrezzi



45090



## Antirutschmatte / Anti-slip mat/ Tapis antidérapant/ Tappetino anti- scivolo



45250



45251/  
45252



45262



45290

## Innenaus- stattung/ Interior/ Intérieur/ Interior

Dosenhalter/  
Can holder/  
Peut titulaire/  
Porta lattine



45100

Kabelhalter/  
Cable holder/  
Support de câble/  
Supporto per cavo



45110

Antirutschmatte/  
Anti-slip mat/  
Tapis antidérapant/  
Tappetino antiscivolo



45201/45202

## Außenzubehör / Outdoor accessories/ Accessoires d'extérieur/ Accessori per Esterni

Kranösen/  
Lifting eyes/  
Lever les yeux/  
Alzando gli occhi



45070

Zurrösen/  
Lashing rings/  
Anneaux d'arrimage/  
Anelli di ancoraggio/



45808

Hier können Sie Ihre Individualboxen online konfigurieren:  
Here you can configure your individual box online:  
Ici, vous pouvez configurer votre box individuelle en ligne :  
Qui puoi configurare la tua casella individuale online:



[www.alutec.net/produkte/individualbox-fuer-pritschenfahrzeuge/](http://www.alutec.net/produkte/individualbox-fuer-pritschenfahrzeuge/)

Zubehör Aluminiumboxen / Accessories aluminium boxes / Accessoires boîte en aluminium / Accessori scatola di alluminio

Rollensatz / Wheel Set  
Jeu de roues / Set di ruote



**20011** für / for / pour / per  
CLASSIC  
COMFORT  
INDUSTRY  
LOGIC

Zylinderschloss / Cylinder Lock /  
Serrure à cylindre / Serratura a cilindro



**2x**

**31001**  
gleichschließend  
simultaneous locking  
verrouillage simultané  
lock allo stesso modo

**31001 V**  
verschiedenschließend  
unique locking  
fermeture différente  
chiusura diversa

**31008**  
gleichschließend  
simultaneous locking  
verrouillage simultané  
lock allo stesso modo

Würfelschaum / Foam Block /  
Mousse cube / Schiuma cubica



**36010** für / for / pour / per 30 L  
**36020** für / for / pour / per 48 L  
**36030** für / for / pour / per 68/73 L  
**36040** für / for / pour / per 92/93 L  
**36050** für / for / pour / per 140/142 L

Trennwand-Set / Partition Set /  
Ensemble de cloison de séparation / Set di pareti divisorie



**20000** für / for / pour / per  
CLASSIC 48, 68, 93  
COMFORT 48, 60, 73, 92  
INDUSTRY 48, 60, 73, 92

Räder-Anbausatz / Wheel Attachment Set /  
Ensemble de fixation de roue / Set di accessori per ruote



**20010** für / for / pour / per  
CLASSIC  
COMFORT  
INDUSTRY

Zubehör EXTREME-Boxen / Accessories EXTREME boxes / Accessoires boîte EXTREME / Accessori scatola EXTREME

Einhängerkorb / Hanging basket /  
Panier à suspendre / Cestino per appendere



**41015** für / for / pour / per  
EXTREME 250 – 470

Palettenfüße / Pallet Feet /  
Pieds de palette / Piedi pallet



**41010**

10 cm

Werkzeugablage / Tool Tray /  
Stockage d'outils / Vassoio degli attrezzi



**41012** für / for / pour / per  
EXTREME 883

Einhängerkorb / Hanging basket /  
Panier à suspendre / Cestino per appendere



**41025** für / for / pour / per  
EXTREME 883

Befestigungsset TRAILER / Mounting Set  
TRAILER / Kit de montage TRAILER /  
Set di montaggio TRAILER



**42000**  
für / for / pour / per  
42051

Befestigungsset TRUCK / Mounting Set TRUCK /  
Kit de montage TRUCK / Set di montaggio TRUCK



**42001**  
für / for / pour / per  
41023  
41035  
41047

Räder-Anbausatz / Wheel Attachment Set /  
Ensemble de fixation de roue / Set di accessori  
per ruote

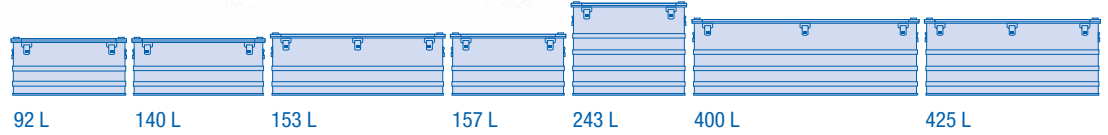
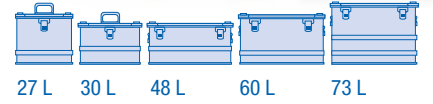




**41000**

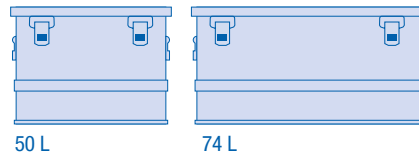


Ø 100 mm



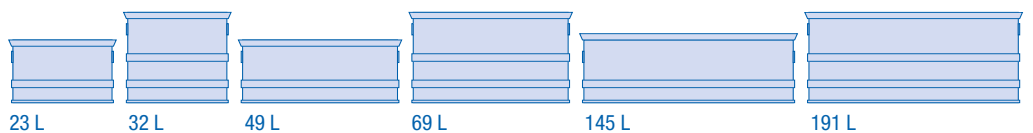


## INDUSTRY



## OFFICE



## LOGIC





Box	Item no.	mm (L x B x H)	mm (L x B x H)	Vol. l.
<b>BASIC</b>				
BASIC 40	10040	535 x 340 x 220	560 x 370 x 245	40
BASIC 80	10080	750 x 355 x 300	775 x 385 x 325	80

<b>CLASSIC</b>				
CLASSIC 30	11030	405 x 300 x 250	430 x 335 x 270	30
CLASSIC 48	11048	550 x 350 x 250	575 x 385 x 270	48
CLASSIC 68	11068	550 x 350 x 355	575 x 385 x 375	68
CLASSIC 93	11093	750 x 350 x 355	775 x 385 x 375	93
CLASSIC 142	11142	870 x 460 x 355	895 x 495 x 375	142
CLASSIC 186	11186	760 x 530 x 462	785 x 565 x 482	186

<b>COMFORT</b>				
COMFORT 6	12006	250 x 180 x 125	280 x 215 x 150	6
COMFORT 27	12027	350 x 245 x 315	380 x 280 x 332	27
COMFORT 30	12030	400 x 300 x 248	430 x 335 x 273	30
COMFORT 48	12048	550 x 350 x 248	580 x 385 x 265	48
COMFORT 60	12060	550 x 350 x 315	580 x 385 x 332	60
COMFORT 73	12073	550 x 350 x 381	580 x 385 x 398	73
COMFORT 92	12092	750 x 350 x 350	780 x 385 x 367	92
COMFORT 140	12140	870 x 460 x 350	900 x 495 x 367	140
COMFORT 153	12153	1150 x 350 x 381	1182 x 385 x 398	153
COMFORT 157	12157	750 x 550 x 381	782 x 585 x 398	157

<b>COMFORT mit Schaumstoff/with foam</b>				
COMFORT 73 S	12073S	550 x 350 x 381	580 x 385 x 398	73
COMFORT 92 S	12092S	750 x 350 x 350	780 x 385 x 367	92

<b>INDUSTRY</b>				
INDUSTRY 27	13027	350 x 245 x 315	380 x 280 x 344	27
INDUSTRY 30	13030	400 x 300 x 248	430 x 335 x 277	30
INDUSTRY 48	13048	550 x 350 x 248	580 x 385 x 277	48
INDUSTRY 60	13060	550 x 350 x 315	580 x 385 x 344	60
INDUSTRY 73	13073	550 x 350 x 381	580 x 385 x 410	73
INDUSTRY 92	13092	750 x 350 x 350	780 x 385 x 379	92
INDUSTRY 140	13140	870 x 460 x 350	900 x 495 x 379	140
INDUSTRY 153	13153	1150 x 350 x 381	1182 x 385 x 410	153
INDUSTRY 157	13157	750 x 550 x 381	782 x 585 x 410	157
INDUSTRY 243	13243	750 x 550 x 590	782 x 585 x 619	243
INDUSTRY 400	13400	1500 x 550 x 485	1532 x 585 x 514	400
INDUSTRY 425	13425	1160 x 755 x 485	1192 x 790 x 514	425

Box	Item no.	mm (L x B x H)	mm (L x B x H)	Vol. l.
<b>OFFICE</b>				
OFFICE 50	16050	405 x 400 x 305	430 x 430 x 325	50
OFFICE 74	16074	605 x 400 x 305	630 x 430 x 325	74

<b>LOGIC</b>				
LOGIC 23	15023	350 x 255 x 255	378 x 280 x 270	23
LOGIC 32	15032	350 x 255 x 355	378 x 280 x 370	32
LOGIC 49	15049	550 x 350 x 255	578 x 375 x 270	49
LOGIC 69	15069	550 x 350 x 355	578 x 375 x 370	69
LOGIC 145	15145	740 x 550 x 355	768 x 575 x 370	145
LOGIC 191	15191	740 x 550 x 465	768 x 575 x 480	191

<b>EXTREME</b>				
EXTREME 37	41037 *	600 x 250 x 250	622 x 275 x 270	37
EXTREME 46	41046 *	800 x 300 x 190	822 x 325 x 210	46
EXTREME 70	41070 *	500 x 350 x 400	522 x 375 x 420	70
EXTREME 120	41120 *	600 x 400 x 500	622 x 425 x 520	120
EXTREME 234	41234 *	750 x 500 x 625	772 x 525 x 645	234
EXTREME 250	41250 *	1000 x 500 x 500	1022 x 525 x 520	250
EXTREME 312	41312 *	1250 x 500 x 500	1272 x 525 x 520	312
EXTREME 375	41375 *	1500 x 500 x 500	1522 x 525 x 520	375
EXTREME 470	41470 *	1874 x 500 x 500	1896 x 525 x 520	470
EXTREME 883	41883 *	1678 x 675 x 730/830	1700 x 700 x 750/850	883

<b>TRAILER</b>				
TRAILER 30	41030 *	530/430 x 275 x 225	560/450 x 300 x 235	30
TRAILER 51	41051 *	580/480 x 280 x 345	610/500 x 305 x 355	51

<b>TRUCK</b>				
TRUCK 23	41023 */**	400 x 250 x 230	425 x 265 x 260	23
TRUCK 35	41035 */**	600 x 250 x 230	625 x 265 x 260	35
TRUCK 46	41047 */**	800 x 250 x 230	825 x 265 x 260	46

Lichtes Durchgangsmaß ca. 20 mm (\*40 mm) geringer als Innenmaß.  
 \*\* Das Verschlussystem verringert die Innentiefe punktuell um 63 mm.  
 Technische und optische Änderungen vorbehalten.  
 Clear passage dimension ca. 20 mm (\*40 mm) less than inside dimension.  
 \*\* The closure system reduces the internal depth by 63 mm at points.  
 Technical and optical changes reserved.

